

## Health

K.ATOD.1.1

Explain what is likely to happen if harmful household products are ingested or inhaled.

K.ATOD.1.3

Identify adults and professionals who can be trusted to provide safety information about household products and medicines.

### Materials:

- Appendix 1, Don't Taste, Touch or Smell (permission given by Terri Mitchell)
- Appendix 2a, Ick, I Don't Want to Get Sick!
- Appendix 2b, Trusted Adults

### Focus:

- Read the rhymes from "Don't Taste, Touch, or Smell" (Appendix 1)
- Tell students they may act out the rhymes if they want.

### Statement of Objectives:

Today we will talk about what can happen if we eat, drink, or smell something that is bad for us. We will also think of people who can help us to keep us safe from harmful products and poisons.

### Teacher Input:

Begin by asking, "Who knows what a poison is?" (Possible responses: something that can make you sick; household cleaners; other people's medicines; some berries or plants)

What can happen if you eat or smell something poisonous? (It can make you very sick)

What should you do if you think that something might be a poison? (don't touch; tell an adult)

Who are some of the adults you could tell? (Parents, relatives, teachers, doctors, nurses, police officer)

Okay, now I'm going to share some stories and I want you to give a thumbs up when one of the boys or girls does a healthy behavior, and a thumbs down when one does an unhealthy behavior. Are you ready?

Mia finds a candy lying on her nana's couch. She takes it to her papa. (Thumbs up)

Nicholas is playing outside with his brother, and they find a bush with red berries. They each eat some. (Thumbs down)

Terry sees a bottle with yellow fluid in it and takes a big drink. (Thumbs down)

Jayden is on the playground and finds a bottle with liquid in it near the slide. He leaves it alone and tells his teacher. (Thumbs up)

Mel takes his dirty clothes to the washing machine. He sees a piece of candy and puts it into his mouth. (Thumbs down)

Ava is visiting a friend and playing outside. They find a can in the garage and each sniffs it. (Thumbs down)

Lorenzo is at school and sees a bottle of cleaner left in the bathroom. He goes back and tells the janitor. (Thumbs up)

Ask the following processing questions:

- What were some things that the children did well? Told an adult
- What were some things the children did that were unhealthy? They ate, smelled, or drank things that they didn't know where safe
- What could happen to the children who acted in an unsafe way? They could get very sick
- What should they have done? Told an adult
- Who are the adults they could have told? Teacher, parent, grandparent, police officer
- Who could you tell if you found something that might be harmful to you, your friends, or your brothers or sisters?

**Assessment:**

I have a handout for you to complete (Appendix 2a, b). On one side you draw a picture of something that could make you sick and what you would do if you found it. On the other side, draw four adults that you can trust. Write his or her name and where you might find them.

**Closure:**

You all did great drawings of things that could make you sick and who you could tell. Remember, if you find something don't taste, touch or smell it---tell an adult!

## *Don't Taste, Touch, or Smell!*

*Little Anna walked along and found a  
pretty pill.*

*She popped in her mouth and then got  
very ILL.*

*Robbie saw a bottle full of liquid that  
smelled really bad.*

*He took a big, big sniff and became a  
SICKLY lad.*

*Carter saw a bush with lots of green  
berries that he began to mash.*

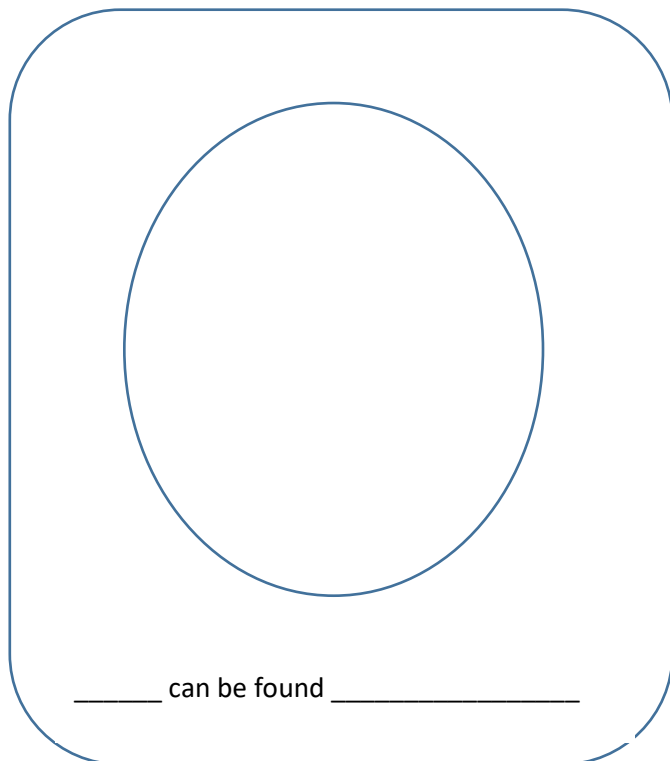
*After a few moments, his hands were  
covered by a dark red RASH.*

*ICK! I don't want to get SICK!*


*Draw a picture of something that could make you sick, and  
what you would do if you found it.*

# Trusted Adults I Know...


Draw four adults that you can trust. Write his or her name and where you might find them.



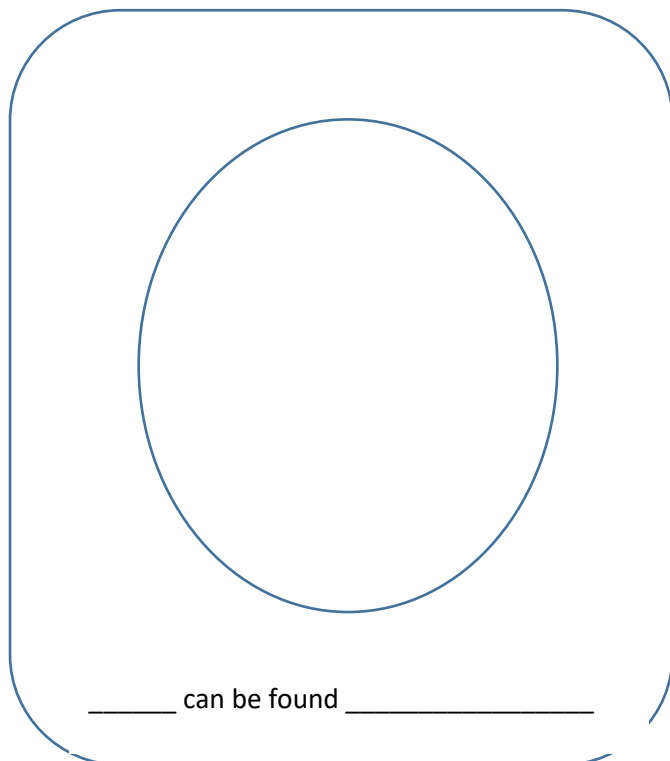
\_\_\_\_\_ can be found \_\_\_\_\_



\_\_\_\_\_ can be found \_\_\_\_\_



\_\_\_\_\_ can be found \_\_\_\_\_



\_\_\_\_\_ can be found \_\_\_\_\_