

Potential Integration:
ELA

Health
3.PCH.3.3 Summarize the dangers of weapons and how to seek help if a weapon or firearm is found.
3.ICR.1.3 Illustrate how to seek help from an adult if a weapon is found or a threat is communicated.

Materials:

Appendix 1, Safe or Unsafe template

Informational text, Gun Safety from Kids Health <https://www.kidshealth.org/en/kids/gun-safety.html#cat115>

Appendix 2, comic strip template

Focus:

Distribute the handout “Safe or Unsafe?” (Appendix 1). Ask students to circle the items that are safe for them to be around, and put a large X through those that are unsafe. Ask for correct responses.

Statement of Objectives:

Today we are going to talk about the dangers of weapons and what you should do if you hear about a weapon or find one.

Teacher Input:

Using the article from Kids Health, either read aloud or play the file. (The article is available in English and Spanish and can be read or an audio file played.)

After you read aloud each section have students answer the following questions:

Why Guns Aren't Fun

- Is a gun ever a toy?
- What other types of weapons do you know of?
- What type of damage can a gun do?
- What type of damage could other weapons do?
- Is it ever funny to threaten someone with a gun or other weapon?

Gun Safety at Home

- Where do kids often find guns or other weapons?
- Should guns be kept locked or unlocked?
- Where can adults get free gun locks?
- What four rules should you follow if you find a gun?

At a Friend's or Neighbor's House

- Should your parents ask other parents if they have a weapon, like a gun, in their home?
- What should you say if a friend wants to show you a gun?
- Why shouldn't you worry about getting a friend in trouble if they have a weapon?

Potential Integration:

ELA

At School

- True or false? Gun violence doesn't happen very often at schools.
- What should you do if you hear of someone thing about bringing a gun or other weapon to school?
- Who could you tell?
- Is telling an adult about a gun or other weapon being a tattletale?

Assessment:

Distribute the comic strip template (Appendix 2) to students and provide the following instructions:

To illustrate that you understand why weapons can be harmful and what to do if you find one, I want each of you to create a cartoon illustrating two children finding a weapon, discussing the potential dangers, reporting it to an adult, and the outcome. For this comic, the children should not touch the weapon and there should be a positive outcome that keeps everyone safe.

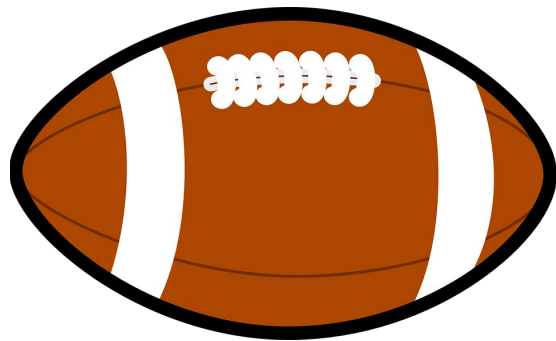



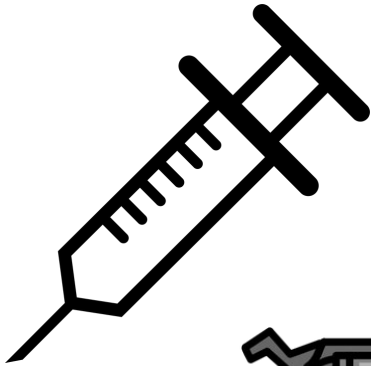

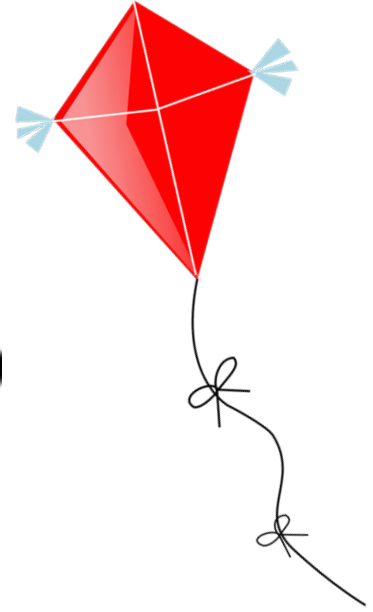
Closure:

Today you learned about weapons and what to do if one is found. You created great comic strips that clearly show what a child should do if he or she is ever in this situation.

Potential Integration:
ELA

Safe or Unsafe?

Circle the pictures that are safe for you to be around and put a large X on the pictures that are unsafe for you.



Potential Integration:
ELA

What to do if a weapon is found...

In the space below, create a comic strip for what a child should do.

Two children find a weapon.	What are the dangers?	Report to an adult.	What is the outcome?